

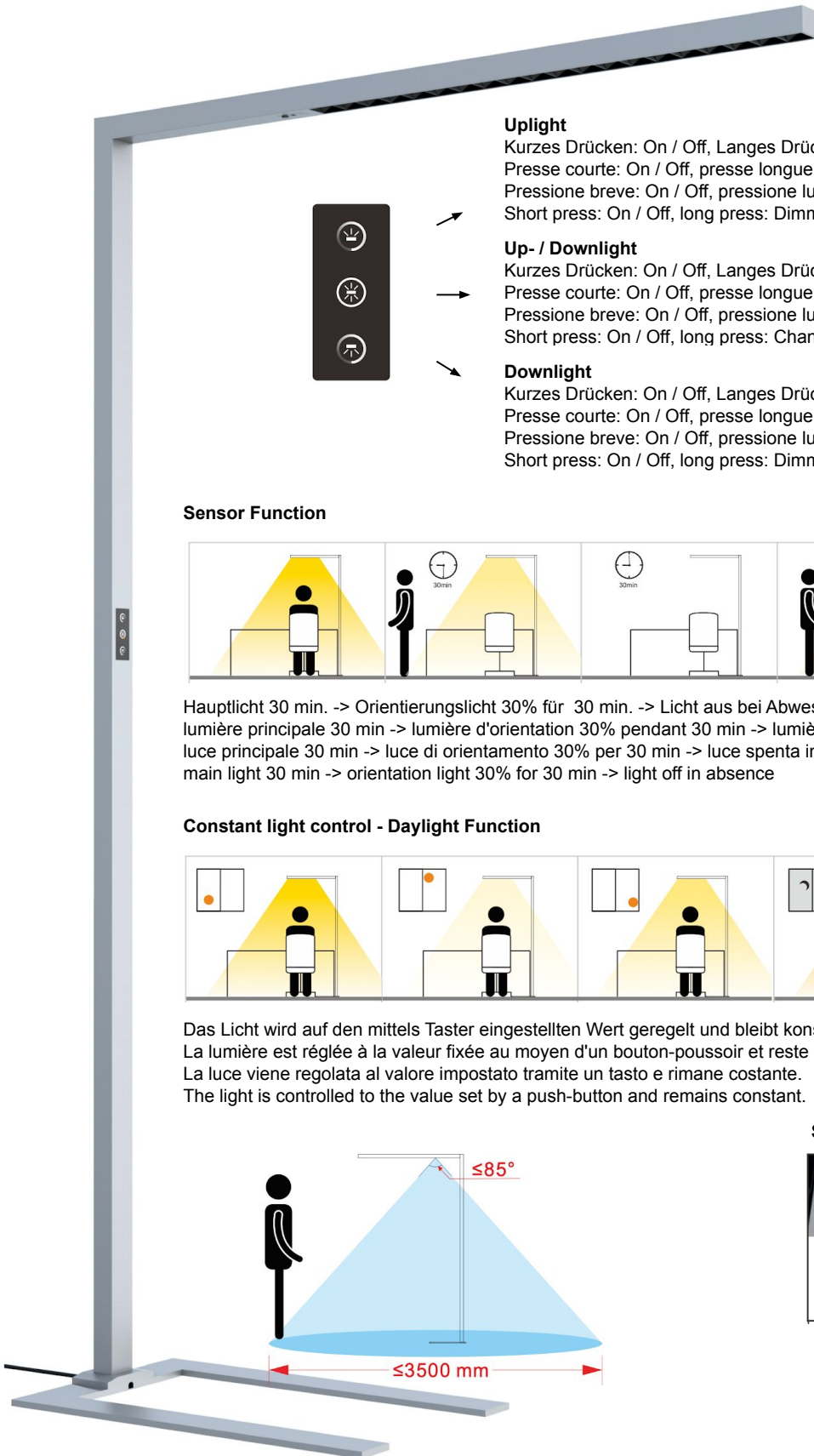
nayo SN

Bedienungs- / Montage-Anleitung Stehleuchten Serie nayo SN

Instructions d'utilisation / de montage Lampadaires série nayo SN

Istruzioni per l'uso e il montaggio piantane serie nayo SN

Operating / Assembly Instructions freestanding luminaires series nayo SN



Uplight

Kurzes Drücken: On / Off, Langes Drücken: Dimmen

Pressé courte: On / Off, presse longue: Variation d'intensité

Pressione breve: On / Off, pressione lunga: Regolazione luminosità

Short press: On / Off, long press: Dimming

Up- / Downlight

Kurzes Drücken: On / Off, Langes Drücken: Wechsel Lichtfarbe

Pressé courte: On / Off, presse longue: Changement couleur de la lumière

Pressione breve: On / Off, pressione lunga: Cambio di colore della luce

Short press: On / Off, long press: Change light colour

Downlight

Kurzes Drücken: On / Off, Langes Drücken: Dimmen

Pressé courte: On / Off, presse longue: Variation d'intensité

Pressione breve: On / Off, pressione lunga: Regolazione luminosità

Short press: On / Off, long press: Dimming

Sensor Function



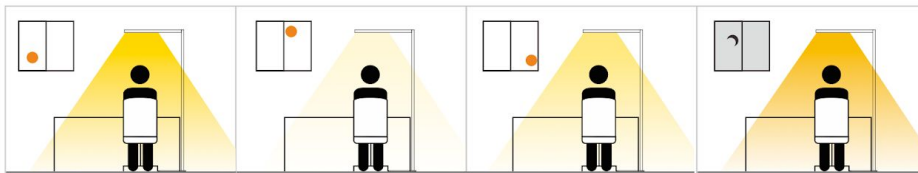
Hauptlicht 30 min. -> Orientierungslicht 30% für 30 min. -> Licht aus bei Abwesenheit

lumière principale 30 min -> lumière d'orientation 30% pendant 30 min -> lumière éteinte en absence

luce principale 30 min -> luce di orientamento 30% per 30 min -> luce spenta in mancanza

main light 30 min -> orientation light 30% for 30 min -> light off in absence

Constant light control - Daylight Function



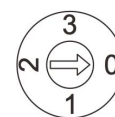
Das Licht wird auf den mittels Taster eingestellten Wert geregelt und bleibt konstant.

La lumière est réglée à la valeur fixée au moyen d'un bouton-poussoir et reste constante.

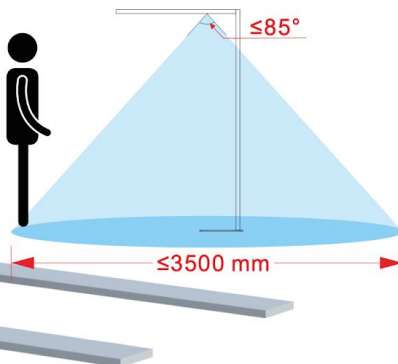
La luce viene regolata al valore impostato tramite un tasto e rimane costante.

The light is controlled to the value set by a push-button and remains constant.

Sensor- & Daylight Function



Pos.	PIR	CDS
0	OFF	OFF
1	ON	OFF
2	ON	ON
3	OFF	ON



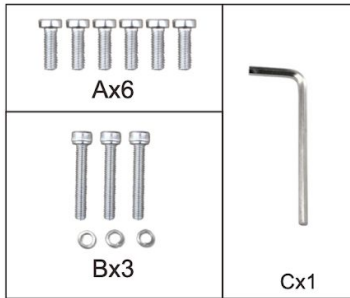
nayo SN

Bedienungs- / Montage-Anleitung Stehleuchten Serie nayo SN

Instructions d'utilisation / de montage Lampadaires série nayo SN

Istruzioni per l'uso e il montaggio piantane serie nayo SN

Operating / Assembly Instructions freestanding luminaires series nayo SN



Deutsch

- 1) Grund-Platte
- 2) Mast
- 3) Leuchten-Körper
- 4) Zubehör-Beutel

Français

- 1) Plaque de base
- 2) Mât
- 3) Corps de la lampe
- 4) Sac d'accessoires

Italiano

- 1) Piatto di base
- 2) Palo
- 3) Corpo lampada
- 4) Sacchetto accessori

English

- 1) Base plate
- 2) Pole
- 3) Lamp body
- 4) Accessories bag

